

Blue Vote 2013 In-Campus Survey Result

University Research Council

BACKGROUND OF RESPONDENTS


**RESULT OF THE SURVEY USING THE
FACE-TO-FACE INTERVIEW**

Distribution of Respondents by Survey Version

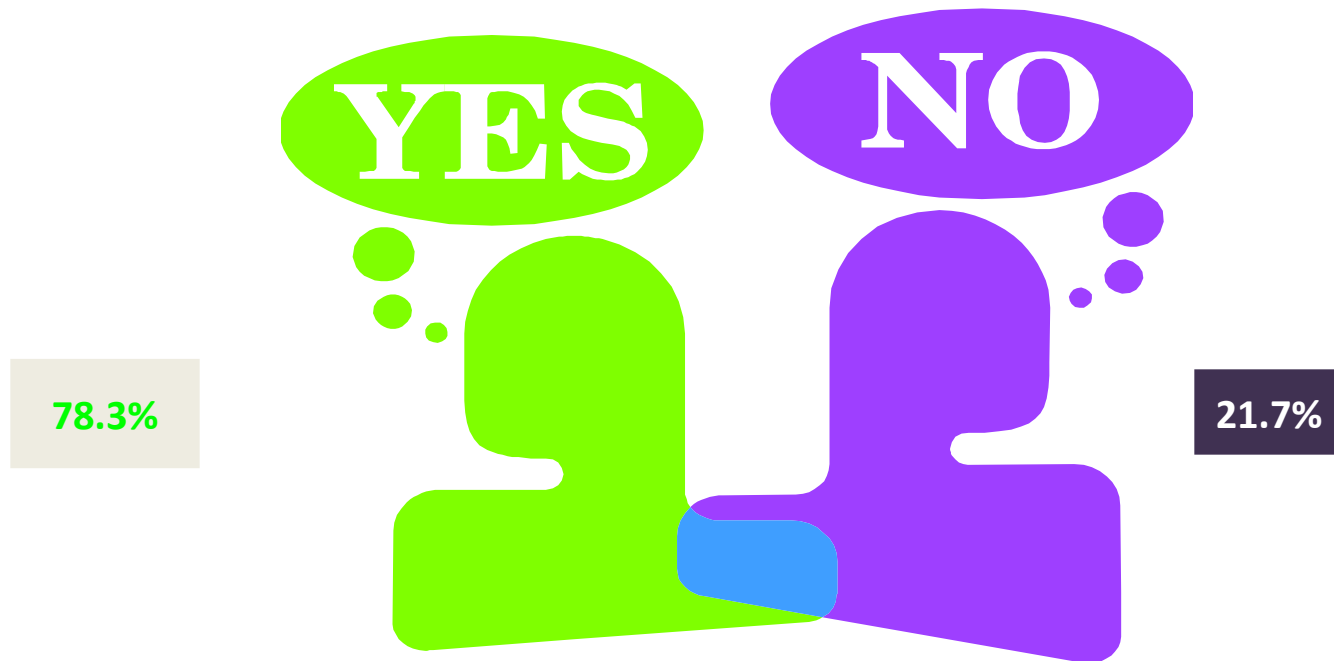
Version	Frequency Count (n=503)	Percentage (%)
Version A (6alts)	267	53.1
Version B (4alts)	236	46.9

Distribution of Respondents by Sex

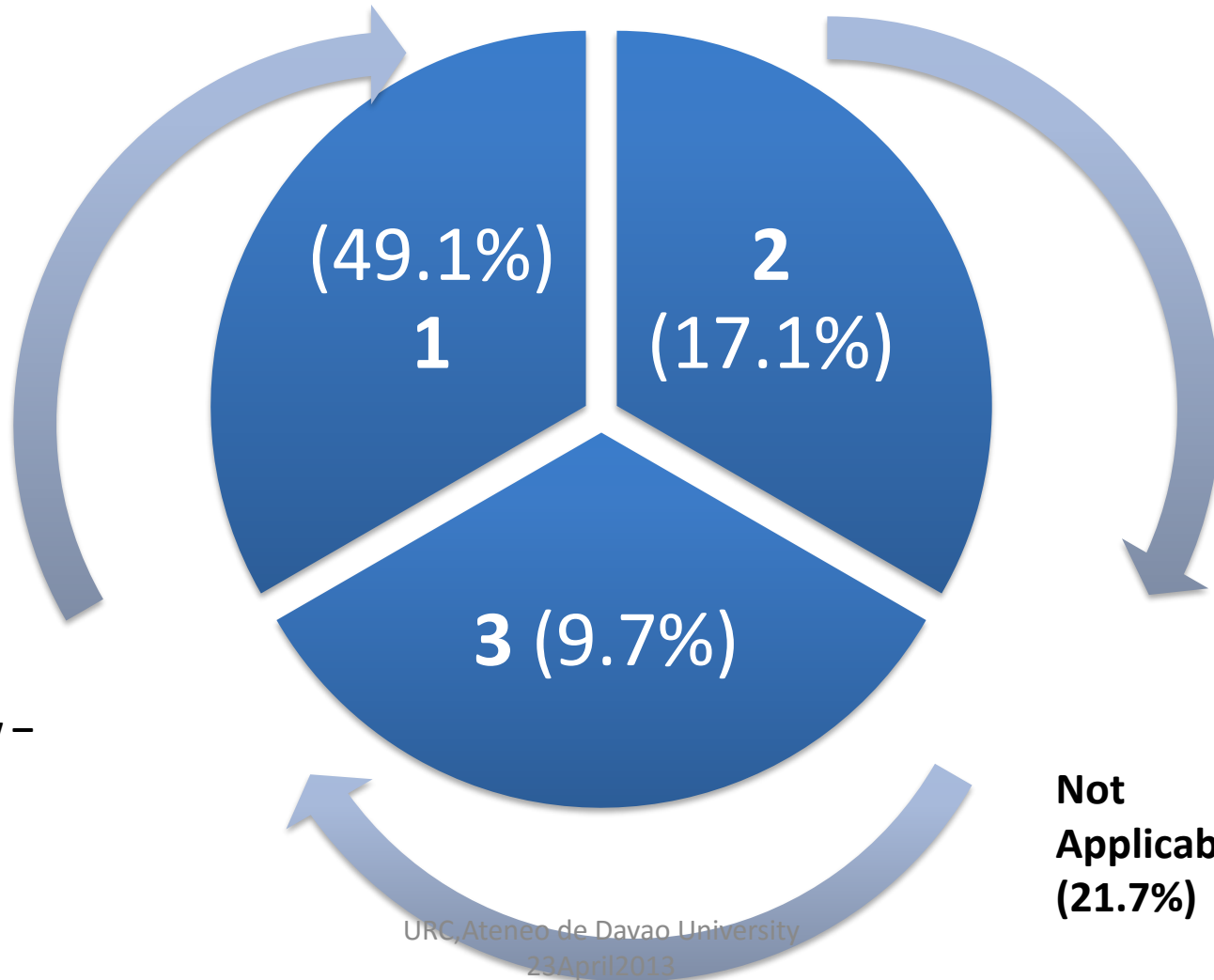
n= 503



Whether Respondents are Regular Residents of Davao City



Distribution of Davao City-based Respondents by District



**Don't Know –
(2.4%)**

**Not
Applicable –
(21.7%)**

ELECTION-RELATED BACKGROUND OF RESPONDENTS

RESULT OF THE SURVEY USING THE FACE-TO-FACE INTERVIEW

Election Preparedness

Questions	Response (%)		
	YES	NO	NA
Have you claimed your voter's ID ?	26.6	71.0	2.4
Do you know the location of your Voting Precincts?	71.0	27.0	2.0

History of Electoral Participation

Whether First-time Voter?

YES – 7.6%

NO- 86.3%

Inconsistent
Data- 4.0%

Incomplete
Data- 2.2%

Participated In...

Four Previous Elections-
42.3%

Three Previous Elections-
13.9%

Two Previous Elections-
12.9%

Past Election- 15.3%

Did not vote in Any – 5.2%

Current Involvement In Election-related Activities

Questions	Response (%)		
	YES	NO	NA
Are you currently involved in any campaign?	9.9	90.1	-
Whether currently a member of an organization engaged in non-partisan political activity?	10.7	89.1	0.2

Willingness To Participate In Other Election-related Activities

Questions	Response (%)		
	YES	NO	NA
Whether willing to help in			
Voters' Education Program	68.6	29.2	2.2
Election Day Watch	69.4	28.4	2.2
<i>Paniningil</i>	70.4	28.0	1.6

CONCERNS AND ISSUES

**RESULT OF THE SURVEY USING THE
FACE-TO-FACE INTERVIEW**

Issues & Concerns that the Next Mayor & Vice –Mayor & Members of the *Sangguniang Panglungsod* Should Address

Issues & Concerns	Mayor & Vice-Mayor (%) (n=503)	<i>Sangguniang Panglungsod</i> (%) (n=503)
Peace and Order Problems	46.4	32.0
Over-crowding & Strain on Services		32.0
Environment Problems--floods, landslides, etc.	43.7	39.3
Rising Criminality, Drug Problem	36.5	23.6
Unemployment/Lack of job opportunities	31.0	32.5
Graft and Corruption	29.0	29.4
Support for Small & Medium Scale Industries		29.4
Poor Quality of Health Services	16.2%	27.2

Issues & Concerns that the Next Mayor & Vice –Mayor (M&VM) & Members of the *Sangguniang Panglungsod* (SP) Should Address: A Comparison

Issues & Concerns	Face-to-Face Interview		Moodle	
	M & VM (%)	SP(%)	M & VM (%)	SP(%)
Environment –related -floods, landslides & others	43.7	39.3	55.2	40.6
Unemployment/Lack of job opportunities	31.0	32.5	29.8	27.4
Inadequate Infrastructure			28.4	23.4
Rising Criminality, Drug Problem	36.5	23.6	27.5	22.6
Peace and Order Problems	46.4	32.0	23.8	21.9
Graft and Corruption	24.0	29.4	23.6	25.9

Priority Areas for Legislation by *Sangguniang Panglungsod*

Priority Areas for Legislation	<i>Sangguniang Panglungsod (%)</i> (n=503)
Education	44.1
Basic Education	37.8
Tertiary Education	6.3
Health	42.9
Employment	38.3
Disaster Preparedness	20.8%
Peace and Order	29.7
Food Security	16.8

Priority Areas for Legislation by *Sangguniang Panglungsod* in Both Mode of Inquiry: A Comparison

Priority Areas for Legislation	<i>Sangguniang Panglungsod</i> (%) (n=503)	
	Face-to-Face Interview	Moodle
Education	44.1	54.9
Basic Education	37.8	40.6
Tertiary Education	6.3	14.3
Health	42.9	38.8
Employment	38.3	28.5
Disaster Preparedness	20.8%	26.7
Peace and Order	29.7	22.8
Food Security	16.8	23.3

Priority Areas for Legislation by House of Representative & Senate

Priority Areas for Legislation	Senate & House of Representative n=503 (%)
Education Reform	37.6
Employment/Jobs	33.4
Graft and Corruption	29.0
Health	25.4
Peace and Order	21.9

Priority Areas for Legislation by House of Representative & Senate

Priority Areas for Legislation	Senate & House of Representative n=503 (%)	
	Face-to-Face Interview	Moodle
Education Reform	37.6	35.2
Poverty Alleviation	18.5	28.6
Employment/Jobs	33.4	23.2
Health	25.4	23.3
Peace and Order	21.9	21.9
Graft and Corruption	29.0	20.5

Priority Areas for National Budget

Priority Areas for National Budget	Senate & House of Representative n=503 (%)
Education Reform	45.5
Health	36.0
Employment/Jobs	30.8
Housing	22.9
Food	20.7

Priority Areas for National Budget: A Comparison

Priority Areas for National Budget	Senate & House of Representative (%) n=503	
	Face-to-Face Interview	Moodle
Education Reform	45.5	38.7
Health	36.0	30.8
Poverty Alleviation	16.1	24.1
Employment/Jobs	30.8	22.9
Food	20.7	20.2
Housing	22.9	9.8

Priority Areas for Priority Development Assistance Fund (PDAF) of Congress

Priority Areas for PDAF	Senate & House of Representative n=503 (%)
Scholarships for Poor but Deserving Students	54.3
Financial Medical Assistance to Indigent Patients	33.0
Health Insurance Premium (for Indigents)	25.4
C-R-I: roads, bridges, markets, terminals	24.7
Purchase of IT Equipment for Public Schools	18.5

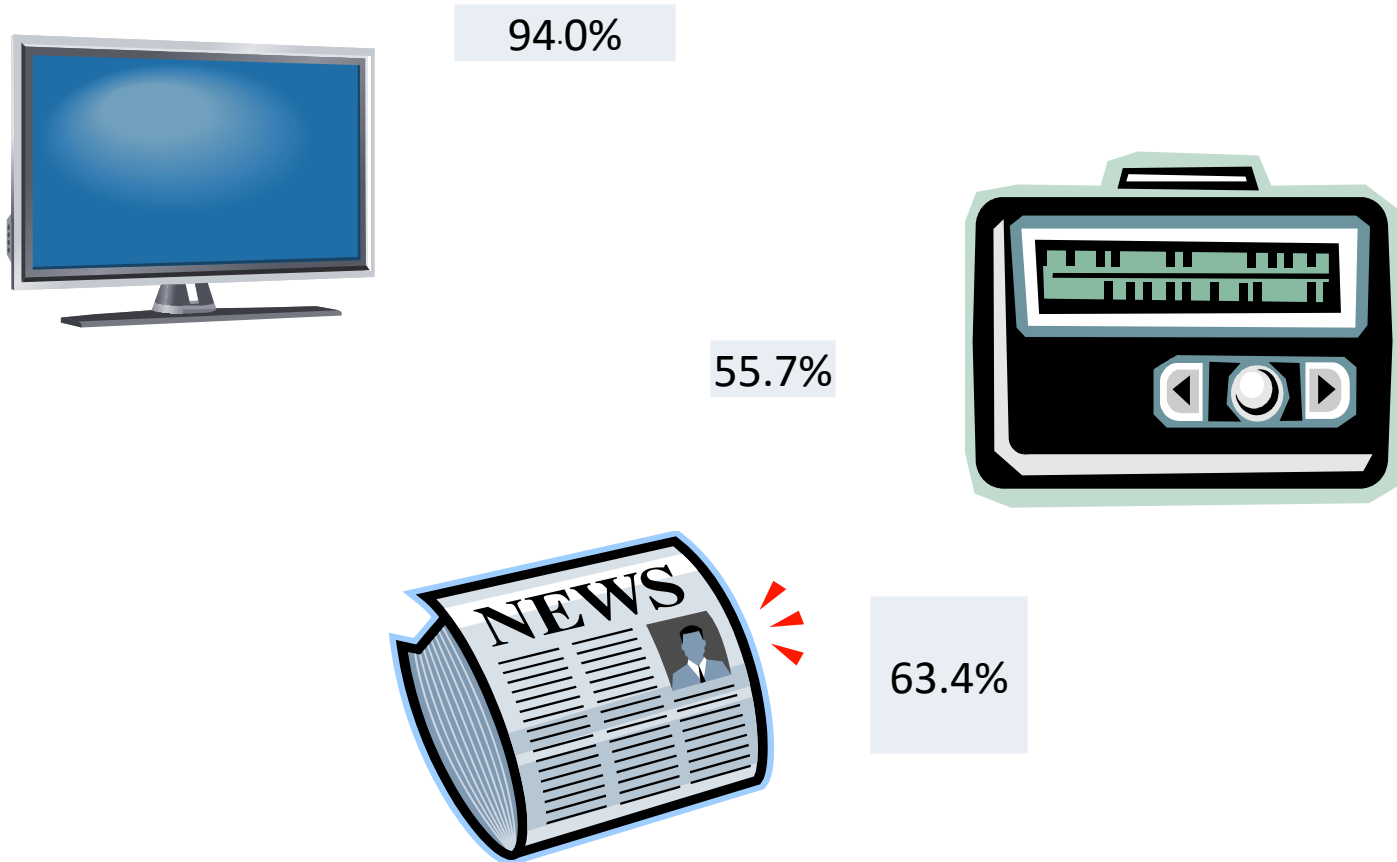
Priority Areas for Priority Development Assistance Fund (PDAF) of Congress

Priority Areas for PDAF	Senate & House of Representative (%) n=503	
	Face-to-Face Interview	Moodle
Scholarships for Poor but Deserving Students	54.3	48.9
Health Insurance Premium (for Indigents)	25.4	27.7
Financial Medical Assistance to Indigent Patients	33.0	23.8
Protection of forests, mangroves, watersheds	15.9	21.9
C-R-I: roads, bridges, markets, terminals	24.7	20.2
Purchase of IT Equipment for Public Schools	18.5	13.0


SOURCES OF INFORMATION

**RESULT OF THE SURVEY USING THE
FACE-TO-FACE INTERVIEW**


Sources of Information About Mindanao Issues



Least Mentioned Source of Information About Mindanao Issues



In-School (teachers & students) – (1.8%)




Civic Organizations (1.0%)



NGOs and People's Organizations (1.6%)

Sources of Information About Platform of Candidates



Least Mentioned Source of Information About Platform of Candidates

In-School (teachers & students) – **(1.4%)**

Civic Organizations
(.4%)

NGOs and People's
Organizations **(1.6%)**

PERCEPTIONS AND OPINIONS

RESULT OF THE SURVEY USING THE FACE-TO-FACE INTERVIEW

ELECTORAL PREFERENCES

**RESULT OF THE SURVEY USING THE
FACE-TO-FACE INTERVIEW**

Knowledge of Senatorial Candidates

Name of Candidates	%	Name of Candidates	%
CAYETANO, Alan Peter & GORDON, Dick	85.5	ANGARA, Edgardo Jr. & TRILLANES, Antonio IV	72.6
ESCUDERO, Chiz	84.5	HONTIVEROS, Risa	68.8
PIMENTEL, Koko	82.9	ENRILE, Juan Ponce Jr.	68.0
LEGARDA, Loren	82.1	MADRIGAL, Jamby	67.8
ZUBIRI, Migz	76.9	BINAY, Nancy VILLAR, Cynthia	65.6
POE, Grace & HONASAN, Gringo	75.1	EJERCITO-ESTRADA, JV & AQUINO, Bam	62.6

Preferred Senatorial Candidates

Name of Candidates	%	Name of Candidates	%
ESCUDERO, Chiz	63.8	ZUBIRI, Migz	52.9
CAYETANO, Allan Peter	63.4	TRILLANES, Antonio IV	52.7
PIMENTEL, Koko	61.4	HONASAN, Gringo	48.3
LEGARDA, Loren	57.5	HONTIVEROS, Risa	46.3
POE, Grace	55.1	ANGARA, Edgardo Jr.	44.3
EJERCITO, ESTRADA, JV	54.1	AQUINO, Bam	41.4

Senatorial Candidates: **Known** and **Preferred**

Name of Candidates	%	%	Name of Candidates	%	%
CAYETANO, Alan Peter	85.5	63.4	ANGARA, Edgardo, Jr.	72.6	44.3
GORDON, Dick	85.5	41.2	TRILLANES, Antonio IV	72.6	52.7
ESCUDERO, Chiz	84.5	63.8	HONTIVEROS, Risa	68.8	46.3
PIMENTEL, Koko	82.9	61.4	ENRILE, Juan Ponce Jr.	68.0	35.8
LEGARDA, Loren	82.1	57.5	VILLAR, Cynthia	65.6	34.6
ZUBIRI, Migz	76.9	52.9	EJERCITO-ESTRADA JV	62.6	54.1
POE, Grace	75.1	55.1	AQUINO, Bam	62.6	41.4
HONASAN, GRINGO	75.1	48.3	BINAY, Nancy	65.6	40.6

Distribution of Respondents by District of Registration

District	Frequency (n=503)	Percentage (%)
I	247	49.1
II	86	17.1
III	49	9.7
Non-Davao Resident	109	21.7
DK	12	2.4

Preferred Candidates for Representative of Congress by District

District 1		District 2		District 3	
Names	n=247 (%)	Names	n=86 (%)	Names	n=49 (%)
BONGUYAN, Luis	22.3	BIAN, Joji	18.6	UNGAB, Isidro	71.4
NOGRALES, Karlo Alexei	58.7	GARCIA, Mylene	45.3	Don,t Know (DK)	10.2
PAMATONG, Ely	.4	LOPEZ, Uly	3.5	Undecided	14.3
Don't Know (DK)	2.4	NAGAYO, Jenell	-	No Answer (NA)	4.1
Undecided	14.2	Don't Know (DK)	3.5		
No Answer (NA)	2.0	Undecided	25.6		
		No Answer (NA)	3.5		

Whether Respondent Will Vote for Mayoralty & Vice-Mayoralty Candidate of Davao City

Hon. Rodrigo R. Duterte for Mayor	n= 394 (%) [*]	Hon. Paolo “Pulong” Z. Duterte for Vice-Mayor	n =394 (%) [*]
Yes	85.8	Yes, I will vote for him	54.1
NO, I will not vote for him.	1.8	NO, I will not vote for him.	13.7
Undecided	7.9	Undecided	27.4
No Answer (NA)	4.6	No Answer (NA)	4.8
*Based on total of those who voted			

Preferred Candidates for *Sangguniang Panglungsod* in District 1

Name of Candidates	n=247 %	Name of Candidates	n=247 %
ACOSTA, Mabel	85.4	QUITAIN, J. Melchor	53.4
AVILA, Happy L.A.	66.8	BONGUYAN-QUILOS, Joanne	53.4
IBUYAN, Edgar	60.7	GALICIA, Emmanuel Jr.	52.6
ABELLERA, Nilo Jr.	55.7	REYES, Jackson	11.7
MILITAR, Bonifacio	55.1	CANADA, Lorenzo	9.3
LIBRADO, Leah	53.4		

Preferred Candidates for *Sangguniang Panglungsod* in District 2

Name of Candidates	n=86 (%)	Name of Candidates	n=86 (%)
BONGUYAN, Louie John	70.9	MONTEVERDE, Tomasing	52.3
ALEJANDRE, Al Ryan &MAHIPUS, Diosdado	60.5	APOSTOL, Arnold &APORTADERA, Angelo	51.2
DAYANGHIRANG, Danny	54.7	SALVADOR, Abella Marie	41.9
DUREZA, Jimmy	53.5	BANGOY, Gerald Anthony	34.9

Preferred Candidates for *Sangguniang Panglungsod* in District 3

Name of Candidates	n=49 (%)	Name of Candidates	n=49 (%)
BELLO, Kaloy	83.7	DALODO-ORTIZ, Myrna	61.2
AL-AG, Bernie	79.6	ADVINCULA, Vic Sr.	59.2
ZOZOBRAO, Rachel	75.5	VILLAFUERTE, Joselle	55.1
LOPEZ, Rene Elias	69.4	DOLOR, Allan	46.9

Acknowledgements

1. Fr. Joel E. Tabora, SJ- University President
2. Fr. Gabriel Gonzalez, SJ - Academic Vice President
3. Fr. Daniel McNamara, SJ – Dean, SAS
4. Dr. Arlene Cosape – Dean, SBG
5. Dr. Gina Montalan – Dean, SOE
6. Dr. Randell Espina – Dean, CoE&A
7. Dr. Patria Manalaysay – Dean, SON

Acknowledgements

1. Fr. Michael Pineda, SJ - Principal, High School
2. Ms. Suzette Alino – Headmaster, Grade School
3. Ms. Mildred Estanda – Director, SRTDO
4. Mr. Rey Alino – Asst. Dean for Computer Studies
5. Ms. Lilibeth Arcena – Director, Arrupe Office of Social Formation
6. Mr. Esmeraldo Lampauog – Director, HRMDO

Acknowledgements

1. Engr. Evtri Tabanguil – Director, Physical Plant
2. Enumerators
3. Dr. Cesar Billones – President, College Faculty Club
4. Ms. Teresa Eliab – Director, Office of Student Affairs
5. Ms. Maureen Villamor– President, Samahan Central Board

Special Acknowledgements

1. Researchers of the Leadership Preference Survey – Ms. Lourdesita S. Chan, Ms. Rosemary M. Fernandez, Mr. Neil Pancho & Dr. Efren Sabado
2. Fr. Prudencio Toledo – Director, UITO
3. Mr. Marvin Javier – TSO
4. Mr. Stony Fraires – Computer Studies Program
5. Mr. Kevin Bano - Encoder
6. Ms. Fritzie Alfaro- OIC, University Library
7. Staff of OURS, SRTDO, UPO, UCEAC & Physical Plant

THANK YOU